



Event #1 05/04/26 3:40 PM 10 vs 17 Match 1	Hole	1	2	3	4	5	6	7	8	9	Gross	Net
	White Yards	508	308	413	396	308	170	547	198	452	3300	
	White Pars	5	4	4	4	4	3	5	3	4	36	
	White HCP	13	17	7	3	15	11	5	9	1		

TEAM # 10	-2											
JOE BURKHAMER JON WREN		6	4	4	4	4	4	5	4	4	38	

--	--	--	--	--	--	--	--	--	--	--

TEAM # 17	-1									X		
JIM DRABENSTOT BRYAN KEENA		5	4	4	4	4	3	5	3	5	37	

Scorer: 

Attest: 

Course: Scramble FRONT Time: 3:40 PM
 Birdie Jackpot Hole # 9
 HCP 3 and Above Hole # 1 Long Putt on Green
 HCP 2 and Below Hole # 5 Long Drive In Fairway

Event #1 05/04/26 3:55 PM 1 vs 7 Match 3	Hole	1	2	3	4	5	6	7	8	9	Gross	Net
	White Yards	508	308	413	396	308	170	547	198	452	3300	
	White Pars	5	4	4	4	4	3	5	3	4	36	
	White HCP	13	17	7	3	15	11	5	9	1		
# 1	2											
MIKE COLLINS BRETT KIPPERT		6	4	5	5	4	3	6	4	4	41	
			+1						37	.		
CHUCK REED CHAD SMITH					+1		+1		4			
# 7	3	6	5	5	4	4	②	6	3	5 _X	40	
									35			

Scorer: Chad Smith

Attest: [Signature]

Course: Scramble FRONT Time: 3:55 PM

Birdie Jackpot Hole # 9

HCP 3 and Above Hole # 1 Long Putt on Green

HCP 2 and Below Hole # 5 Long Drive In Fairway

Event #1 05/04/26 4:02 PM 3 vs 5 Match 4	Hole	1	2	3	4	5	6	7	8	9	Gross	Net
	White Yards	508	308	413	396	308	170	547	198	452	3300	
	White Pars	5	4	4	4	4	3	5	3	4	36	
	White HCP	13	17	7	3	15	11	5	9	1		
# 3	5											
AL ROBERTSON ALEX ROBERTSON (S)		6	6	7	6	5	3	7	6	5	51	
		↑	-				↑			↑		
				↓	↓	↓		↓	↓			
LUPE GONZALEZ RANDY KIRBY		8	6	5	6	4	4	7	3	7	50	
# 5	10			X	X			X	X	X		
Scorer: <u><i>Al</i></u> Al	Course: Scramble FRONT Time: 4:02 PM											
Attest: <u><i>Randy Kirby</i></u>	Birdie Jackpot Hole # 9											
	HCP 3 and Above Hole # 1 Long Putt on Green											
	HCP 2 and Below Hole # 5 Long Drive In Fairway											

Event #1 05/04/26 4:10 PM 2 vs 6 Match 5	Hole	1	2	3	4	5	6	7	8	9	Gross	Net
	White Yards	508	308	413	396	308	170	547	198	452	3300	
	White Pars	5	4	4	4	4	3	5	3	4	36	
	White Hdcp	13	17	7	3	15	11	5	9	1		
# 2	1											
TONY CANTASANO JEFF MIAZGOWICZ		6	4	4	4	4	3	6	5	5	41	
DAN DEWYSE MARTIN SROKA		6	5	4	4	5	3	6	5	6	44	
# 6	4				X			X		X		

Scorer: _____
 Attest: _____

Course: Scramble FRONT Time: 4:10 PM

Birdie Jackpot Hole # 9

HCP 3 and Above Hole # 1

Long Putt on Green

HCP 2 and Below Hole # 5

Long Drive In Fairway

Event #1 05/04/26 4:17 PM 9 vs 18 Match 6	Hole	1	2	3	4	5	6	7	8	9	Gross	Net
	White Yards	508	308	413	396	308	170	547	198	452	3300	
	White Pars	5	4	4	4	4	3	5	3	4	36	
	White HCP	13	17	7	3	15	11	5	9	1		
# 9	0		9	14	19	23	27	32	35			
JOE KNEZOVICH BOB WIXOM		5	4	5	5	4	4	5	3	5	40	
		↑	↑	↓	↓	↑	↓	↑	-			
			12	16	21	27	31	38	42		48	
ADAM CLARK JIM JOHNSTON		7	5	4	5	6	4	7	4	6		
# 18	6			X	X		X	X	X	X		

Course: Scramble FRONT Time: 4:17 PM

Scorer: 

Birdie Jackpot Hole # 9

HCP 3 and Above Hole # 1

Long Putt on Green

HCP 2 and Below Hole # 5

Long Drive In Fairway

Attest: 

Event #1 05/04/26 4:25 PM 4 vs 20 Match 7	Hole	1	2	3	4	5	6	7	8	9	Gross	Net
	White Yards	508	308	413	396	308	170	547	198	452	3300	
	White Pars	5	4	4	4	4	3	5	3	4	36	
	White HCP	13	17	7	3	15	11	5	9	1		

# 4	1	5	5	5	4	4	3	5	4	5	40	
CRAIG DAVIS NATHAN RADTKE					↑	↑		↑				
							—					
		↓	↓	↓					↓	↓		
BART BIELBY RON HECHT												
# 20	2	④	③	4	⑤	⑥	3	⑦	②	5	39	

Scorer: Bart Bielby
 Attest: Nathan Radtke

Course: Scramble FRONT Time: 4:25 PM

Birdie Jackpot Hole # 9
 HCP 3 and Above Hole # 1 Long Putt on Green
 HCP 2 and Below Hole # 5 Long Drive In Fairway

Event #1 05/04/26 4:40 PM 8 vs 19 Match 9	Hole	1	2	3	4	5	6	7	8	9	Gross	Net
	White Yards	508	308	413	396	308	170	547	198	452	3300	
	White Pars	5	4	4	4	4	3	5	3	4	36	
	White HCP	13	17	7	3	15	11	5	9	1		
# 8	5				X			X		X		
JASON SCHOEFF DALE STUTZ		8	4	4	5	4	15	6	4	5	415	
			↑	/				↑	↑	/		
		↓		/	↓	↓	↓			/		
DAN GREGORY PAUL GREGORY		5	15	4	3	3	4	6	15	4	39	
# 19	2											

Course: Scramble FRONT Time: 4:40 PM

Scorer: 

Birdie Jackpot Hole # 9



Attest: 

HCP 3 and Above Hole # 1

Long Putt on Green

HCP 2 and Below Hole # 5

Long Drive In Fairway

Event #1 05/04/26 4:47 PM 11 vs 16 Match 10	Hole	1	2	3	4	5	6	7	8	9	Gross	Net
	White Yards	508	308	413	396	308	170	547	198	452	3300	
	White Pars	5	4	4	4	4	3	5	3	4	36	
	White HCP	13	17	7	3	15	11	5	9	1		
Bring In the Proxy Flags												
# 11	3											
CHARLIE COULTER TIMMY PLIETT		6	(3)	5	4	4	4	7	4	7	44	
ADAM PLAYER TOM COLE (S)		(4)	5	4	4	4	4	5	3	4	37	
# 16	EST											
Bring In the Proxy Flags												
Scorer: 	Course: Scramble FRONT Time: 4:47 PM											
Attest: 	Birdie Jackpot Hole # 9											
	HCP 3 and Above Hole # 1 Long Putt on Green											
	HCP 2 and Below Hole # 5 Long Drive In Fairway											