

Event #2 05/11/26 3:40 PM 9 vs 19 Match 1	Hole	10	11	12	13	14	15	16	17	18	Gross	Net
	White Yards	383	175	400	342	162	308	481	355	468	3074	
	White Pars	4	3	4	4	3	4	5	4	5	36	
	White HCP	4	6	2	12	8	16	14	10	18		

TEAM # 9	1			13	17	22	26	31	34	38	Gross	Net
JOE KNEZOVICH BOB WIXOM	SCORE	5	4	4	4	5	4	5	3	4		

Up, Dow, Push

↓	-	-	↓	↓	-	-	↑	
---	---	---	---	---	---	---	---	--

TEAM # 19	2			X 12	15	19	23	28	32	38	Gross	Net
DAN GREGORY PAUL GREGORY	SCORE	3	4	5	3	4	4	5	4	6		

Scorer: 

Attest: 

Course: Scramble BACK Time: 3:40 PM

Birdie Jackpot Hole # 12

HCP 3 and Above Hole # 17 Long Drive In Fairway

HCP 2 and Below Hole # 16 Long Putt on Green

Event #2 05/11/26 3:47 PM 10 vs 18 Match 2	Hole	10	11	12	13	14	15	16	17	18	Gross	Net
	White Yards	383	175	400	342	162	308	481	355	468	3074	
	White Pars	4	3	4	4	3	4	5	4	5	36	
	White HCP	4	6	2	12	8	16	14	10	18		

TEAM # 10	-1										Gross	Net
JON WREN CRAIG SCHMIDT (S)	SCORE	4	3	4	4	3	4	5	4	4	35	

Up, Dow, Push

--	--	--	--	--	--	--	--	--	--


TEAM # 18	6	x	x	x	x	x		x	x		Gross	Net
ADAM CLARK JIM JOHNSTON	SCORE	5	4	5	6	4	5	6	4	6	45	


Course: Scramble BACK Time: 3:47 PM

Birdie Jackpot Hole # 12

HCP 3 and Above Hole # 17 Long Drive In Fairway

HCP 2 and Below Hole # 16 Long Putt on Green

Scorer: 

Attest: 

Event #2 05/11/26 3:47 PM 14 vs 20 Match 3	Hole	10	11	12	13	14	15	16	17	18	Gross	Net
	White Yards	383	175	400	342	162	308	481	355	468	3074	
	White Pars	4	3	4	4	3	4	5	4	5	36	
	White HCP	4	6	2	12	8	16	14	10	18		

TEAM # 14	2											Gross	Net
JASON RATLIFF STEVE TRACEY	SCORE	4	3	5	5	3	4	4	4	4		36	

Up, Dow, Push

—	↑	↓	↓	↑	↑	—	—	—
---	---	---	---	---	---	---	---	---

TEAM # 20	2											Gross	Net
BART BIELBY RON HECHT	SCORE	4	4	3	4	4	5	4	4	4		36	

Course: Scramble BACK Time: 3:47 PM

Birdie Jackpot Hole # 12

HCP 3 and Above Hole # 17 Long Drive In Fairway

HCP 2 and Below Hole # 16 Long Putt on Green

Scorer:

BART

Attest:

RAO

Event #2 05/11/26 3:47 PM 13 vs 15 Match 4	Hole	10	11	12	13	14	15	16	17	18	Gross	Net
	White Yards	383	175	400	342	162	308	481	355	468	3074	
	White Pars	4	3	4	4	3	4	5	4	5	36	
	White HCP	4	6	2	12	8	16	14	10	18		

TEAM # 13	9	XX	X	XX	X	X	X	X	XX	X	Gross	Net
CHERRY WEILAND JUSTIN WEILAND	SCORE	9	4	6	5	4	3	5	5	6	47	

+11

Up, Dow, Push

--	--	--	--	--	--	--	--	--	--

TEAM # 15	-3										Gross	Net
ZECH BUCHAN WOODY RIEHM	SCORE	4	3	4	4	3	3	5	5	4	35	

Scorer: JW

Attest: JL

Course: Scramble BACK Time: 3:47 PM

Birdie Jackpot Hole # 12

HCP 3 and Above Hole # 17 Long Drive In Fairway

HCP 2 and Below Hole # 16 Long Putt on Green

Event #2 05/11/26 3:47 PM 1 vs 8 Match 5	Hole	10	11	12	13	14	15	16	17	18	Gross	Net
	White Yards	383	175	400	342	162	308	481	355	468	3074	
	White Pars	4	3	4	4	3	4	5	4	5	36	
	White HCP	4	6	2	12	8	16	14	10	18		

TEAM # 1	2										Gross	Net
MIKE COLLINS BRETT KIPPERT	SCORE	4	5	3	5	4	4	6	4	5	40	

Up, Dow, Push

-	↓	↑	↓	↓	-	↓	↑	↑
---	---	---	---	---	---	---	---	---


TEAM # 8	6	X	X	X		X					Gross	Net
JASON SCHOEFF DALE STUTZ	SCORE	5	4	5	4	4	4	5	5	6	42	


Course: Scramble BACK Time: 3:47 PM

Birdie Jackpot Hole # 12

HCP 3 and Above Hole # 17 Long Drive In Fairway

HCP 2 and Below Hole # 16 Long Putt on Green

Scorer: 

Attest: 

Event #2 05/11/26 3:47 PM 2 vs 7 Match 6	Hole	10	11	12	13	14	15	16	17	18	Gross	Net
	White Yards	383	175	400	342	162	308	481	355	468	3074	
	White Pars	4	3	4	4	3	4	5	4	5	36	
	White HCP	4	6	2	12	8	16	14	10	18		

TEAM # 2	2										Gross	Net
TONY CANTASANO JEFF MIAZGOWICZ	SCORE	4	4	5	4	4	③	5	5	4	38	

8 13 17 21 24 27 31 38

Up, Dow, Push

--	--	--	--	--	--	--	--	--	--

TEAM # 7	3			X							Gross	Net
CHUCK REED CHAD SMITH	SCORE	5	3	5	5	5	4	5	4	4	40	

8 13 17 21 24 27 31 38

Scorer: 

Attest: 

Course: Scramble BACK Time: 3:47 PM
 Birdie Jackpot Hole # 12
 HCP 3 and Above Hole # 17 Long Drive In Fairway
 HCP 2 and Below Hole # 16 Long Putt on Green

Event #2 05/11/26 3:47 PM 3 vs 6 Match 7	Hole	10	11	12	13	14	15	16	17	18	Gross	Net
	White Yards	383	175	400	342	162	308	481	355	468	3074	
	White Pars	4	3	4	4	3	4	5	4	5	36	
	White HCP	4	6	2	12	8	16	14	10	18		

TEAM # 3	4										Gross	Net
WALT HALLEY AL ROBERTSON	SCORE	6	3	5	4	5	5	5	4	5	42	

Up, Dow, Push

--	--	--	--	--	--	--	--	--	--

TEAM # 6	6	X		X							Gross	Net
DAN DEWYSE MARTIN SROKA	SCORE	5	3	5	4	5	5	5	4	5	41	

Scorer: 

Attest: 

Course: Scramble BACK Time: 3:47 PM

Birdie Jackpot Hole # 12

HCP 3 and Above Hole # 17 Long Drive In Fairway

HCP 2 and Below Hole # 16 Long Putt on Green

Event #2 05/11/26 3:47 PM 11 vs 17 Match 8	Hole	10	11	12	13	14	15	16	17	18	Gross	Net
	White Yards	383	175	400	342	162	308	481	355	468	3074	
	White Pars	4	3	4	4	3	4	5	4	5	36	
	White HCP	4	6	2	12	8	16	14	10	18		

TEAM # 11	4	X	X	X		X			X		Gross	Net
CHARLIE COULTER TIMMY PLIETT	SCORE	4	4	6	6	4	5	5	4	5	43	

34 38

Up, Dow, Push

--	--	--	--	--	--	--	--	--	--

27 31

TEAM # 17	-1										Gross	Net
JIM DRABENSTOT BRYAN KEENA	SCORE	5	4	4	3	3	3	5	4	4	35	

Course: Scramble BACK Time: 3:47 PM

Birdie Jackpot Hole # 12

HCP 3 and Above Hole # 17 Long Drive In Fairway

HCP 2 and Below Hole # 16 Long Putt on Green

Scorer: 

Attest: 

Event #2 05/11/26 3:47 PM 4 vs 5 Match 9	Hole	10	11	12	13	14	15	16	17	18	Gross	Net
	White Yards	383	175	400	342	162	308	481	355	468	3074	
	White Pars	4	3	4	4	3	4	5	4	5	36	
	White HCP	4	6	2	12	8	16	14	10	18		

TEAM # 4	2										Gross	Net
CRAIG DAVIS NATHAN RADTKE	SCORE	4 ¹	3 ²	5 ²	5 ²	4 ²	4 ¹	6 ²	4 ¹	5 ¹	40	38

Up, Dow, Push

↓	♣ ²	↓ ³	Push	↑	Push	↓	♣	♣
---	----------------	----------------	------	---	------	---	---	---

Down 2 Down 2 Down 3 Down 2 Down 2 Down 2
Down 2

TEAM # 5	10	X	X	X	X	X	X	X	X		Gross	Net
LUPE GONZALEZ RANDY KIRBY	SCORE	4 ¹	3 ²	5 ²	6 ²	6 ²	5 ²	5 ¹	5 ¹	6 ²	45	35

Course: Scramble BACK Time: 3:47 PM

Birdie Jackpot Hole # 12

HCP 3 and Above Hole # 17 Long Drive In Fairway

HCP 2 and Below Hole # 16 Long Putt on Green

Scorer: 

Attest: 

Event #2 05/11/26 3:47 PM 12 vs 16 Match 10	Hole	10	11	12	13	14	15	16	17	18	Gross	Net
	White Yards	383	175	400	342	162	308	481	355	468	3074	
	White Pars	4	3	4	4	3	4	5	4	5	36	
	White HCP	4	6	2	12	8	16	14	10	18		

Bring In the Proxy Flags

TEAM # 12	1	X		X							Gross	Net
ANDREW CARTER JARED NAGEL	SCORE	4	3	5	4	3	5	5	4	5		

Up, Dow, Push

↑	-	-	-	↑	↓	↓	↓	↓
---	---	---	---	---	---	---	---	---

Bring In the Proxy Flags

TEAM # 16	-1										Gross	Net
ADAM PLAYER GREG PLAYER	SCORE	4	3	4	4	4	4	3	3	4		

Course: Scramble BACK Time: 3:47 PM

Birdie Jackpot Hole # 12

HCP 3 and Above Hole # 17 Long Drive In Fairway

HCP 2 and Below Hole # 16 Long Putt on Green

Scorer: *[Signature]*

Attest: *[Signature]*